

# QUADRO

Shower tray with integrated frames made of Kromat®, a compact material based on resin and mineral fillers. Large ranges of sizes with formats up to 100 cm width and 200 length, with the possibility of custom-cutting supply and other options. Wide range of Standard colours in matte finish and Special colour possibilities.

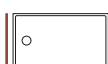


35 mm Height

Evacuation slope between 1% and 1,7% depending on the formats



## Shapes and sizes



70 → 75


80 → 100



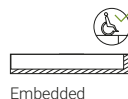
100 → 200

100 → 200

## Installation, waste valves and drain covers



On pavement



Embedded



On feet



**Point Drain Cover**

· Inox  
· Lacquered colour



**Star Drain Cover**

· Inox  
· Lacquered colour



**Radiance Drain Cover**

· Texture selection in PVD

## Materials, textures and colours



**Kromat®**  
Advanced composite

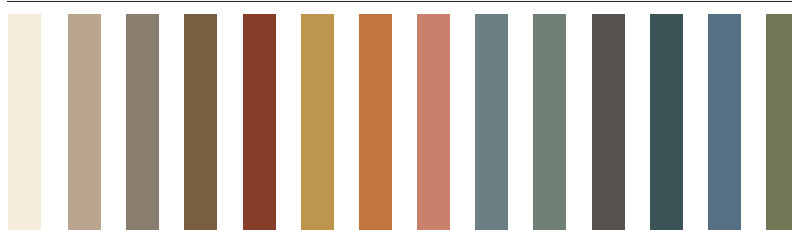


Slate | Kromat

### Standard Basics



### Standard Trends



### Specials



## Characteristics



CE Mark



Validated by  
Technical Building  
Code



Silica-free



Custom cutting



Strength and  
resistance



Non-slip



Pleasant to the  
touch



Antibacterial



Easy to clean



Chemical  
resistance



Scratch  
resistance



Impact  
resistance

## Included material

- Quadro shower tray
- Horizontal waste valve Viega 90 Tempoplex
- Inox Point drain cover
- Non-slip treatment for Kromat® (Slate) C (DIN 51097) | PN24 (XP P05-011)
- Instruction and use manual

## Regulation

- Shower Tray: **EN 14527:2016+A1 2019** Shower trays for household use
- Drain waste valve: **EN 274:2002**. Drain accessories for sanitary ware