



QUOTE FORM

- *Finishes*

*Colour*

x

*Texture*

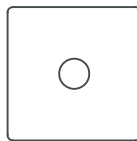
- *Shower tray size*

*Length*

x

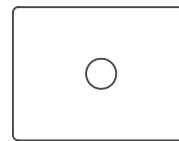
*Width*

- *Interior shower area model*




**U1**

62 x 62 cm  
Min. 70 x 70 cm




**U2**

62 x 82 cm  
Min. 70 x 90 cm



**U3**

62 x 102 cm  
Min. 70 x 110 cm

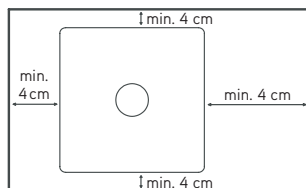



**U4**

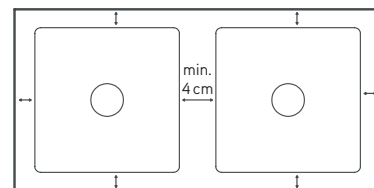
62 x 142 cm  
Min. 70 x 150 cm

*\* Possibility of placing several models in the same shower tray over 140 cm in length.*

- *Position of the interior area in the shower tray.*



- The minimum space between the interior shower area and the edge will be 4 cm.



- The minimum space between several interior shower areas will be 4 cm.