


LIVINGHOUSE BESPOKE SHOWER TRAYS

CHIC

HOW TO CUSTOMISE YOUR SHOWER AREA

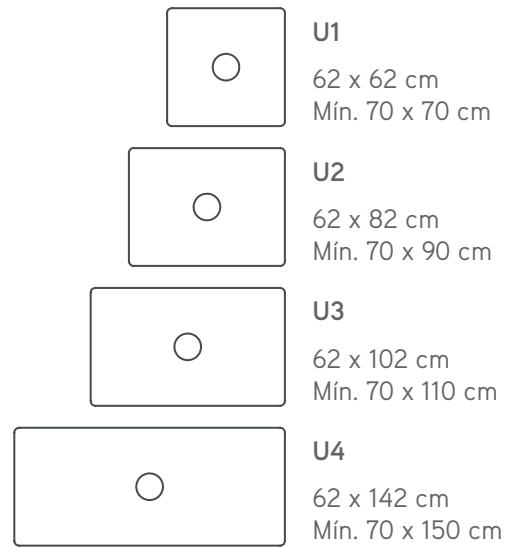
1.

Limit the exterior area of your shower tray.



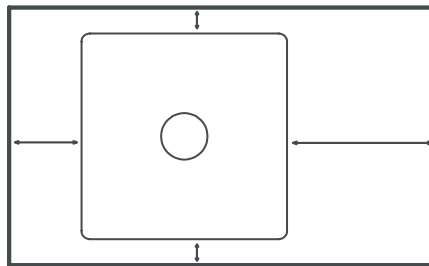
2.

Select the interior shower area.



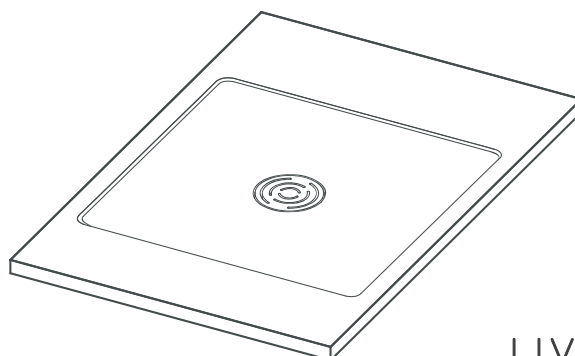
3.

Choose its position within your shower space.



4.

Now you have your custom shower tray.



LIVINGHOUSE.CO.UK

TEL: 01722 415000

EMAIL: SALES@LIVINGHOUSE.CO.UK