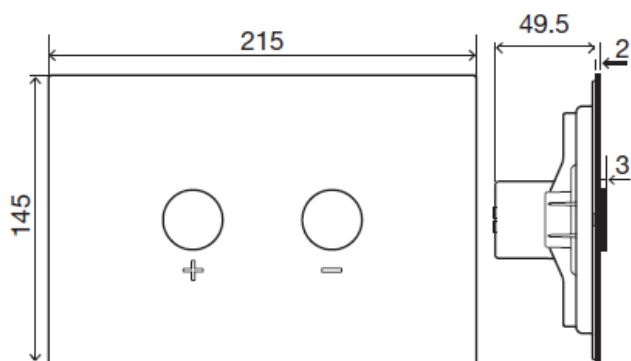



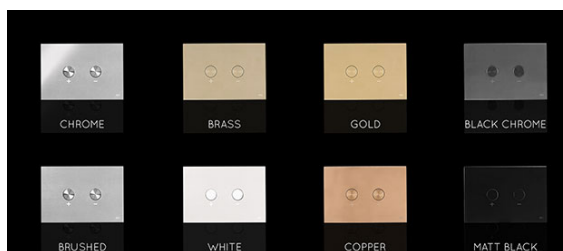
Technical Sheet

DOT TOILET FLUSH PLATE (54R)



Colour Choices

- Polished Chrome
- Satin Brass
- Black Chrome
- Brushed Steel
- White
- Copper
- Matt Black



Definition and Application

- Pneumatic control plate to in-wall cisterns

Technical Features

- Dual flush
- Actuation force <20N
- 2mm thickness
- Lateral opening system
- Dimensions: 215 X 145 mm

Accessories

- 2 Fast Fit fixation screws

Millimetres measures

Technical Sheet

Compatible Cisterns

- 52A
- 52B
- 52C
- 52CF
- 52D
- 52E
- 52H
- 54N
- 52N
- 52J
- 52K
- 54L

Warranty

- Two (2) years warranty according to the general selling terms, starting from the purchase date of the product.
- If the product is not correctly installed the warranty is not valid