


MITRE DECO WALL HUNG WASH BASIN (MD1)

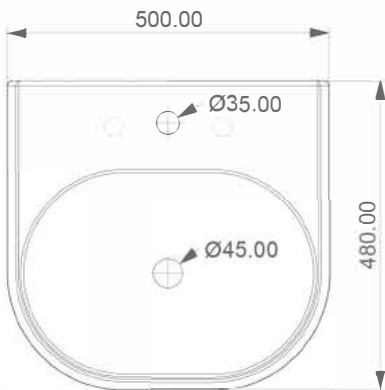
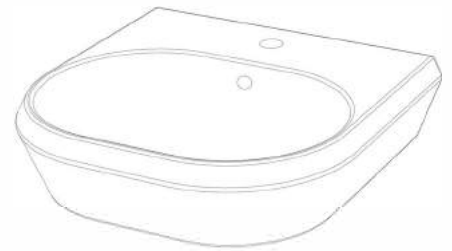
WEIGHT 15KG
DIMENSIONS IN MM



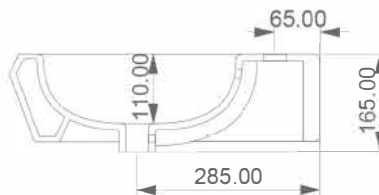
FRONT



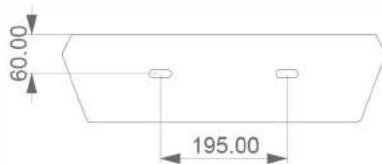
LEFT




TOP



SECTION



REAR



MITRE DECO WALL HUNG WASH BASIN (MD1)

WEIGHT 18KG
DIMENSIONS IN MM



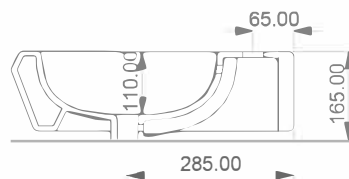
FRONT



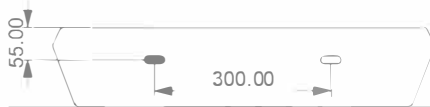
LEFT



TOP



SECTION



REAR

