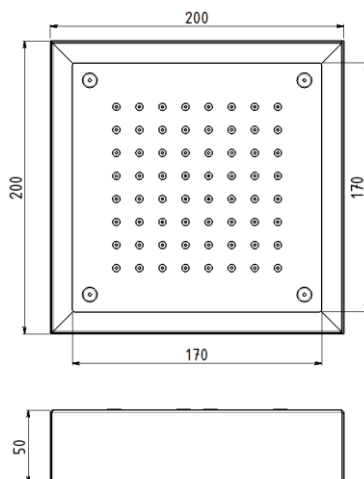





Product technical data sheet

Technical drawing



PHOTO



Product family: Ceiling shower heads.

Description: Square ceiling shower head 200 x 200 mm with white outer casing, rainfall effect and chromotherapy, complete with control unit and recessed control.

Number of nozzles

Nozzle colour

Flow limiter rate

Maintenance advice:

64

Neutral

12 LT/MIN

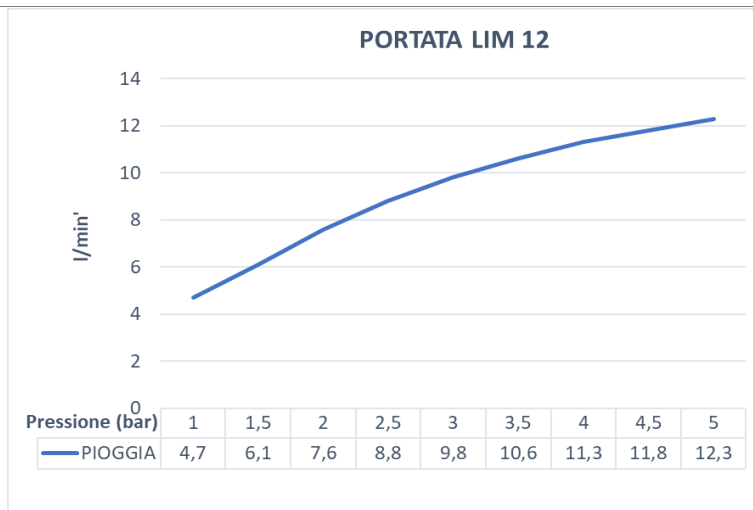
Follow the instructions supplied with the product.

Product packaging

Brown box, supply pipe kit with "G1/2 M" connections, fixing kit, chromotherapy kit, protective film for installation, courtesy gloves.


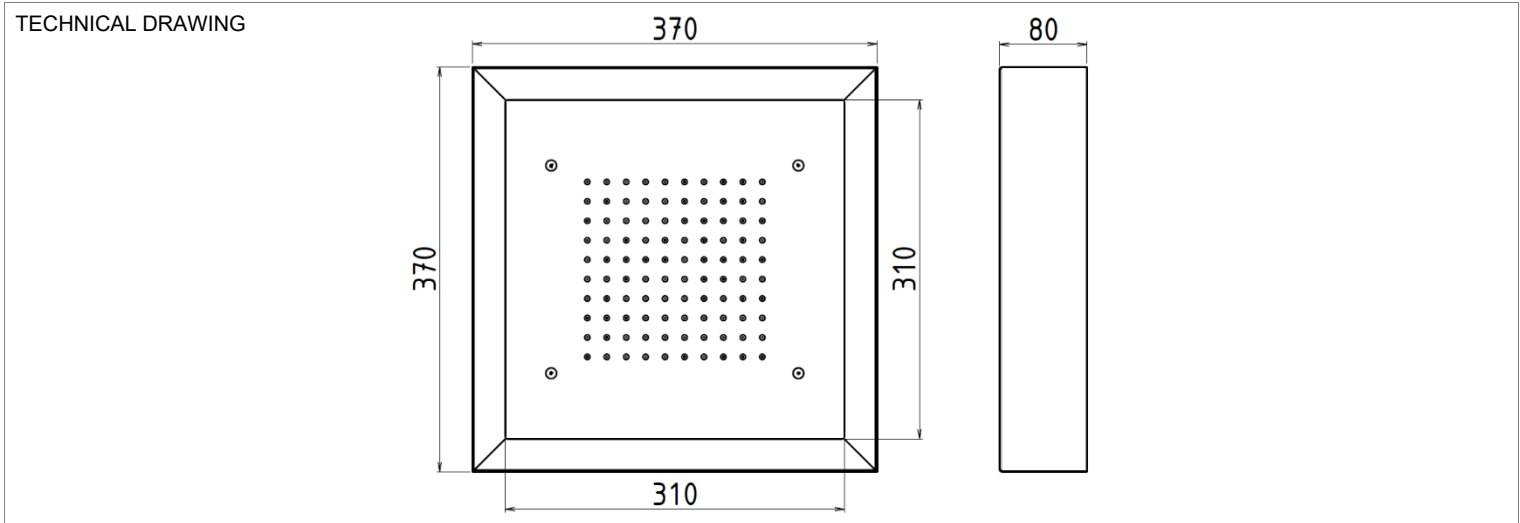
Single package weight: 1.9 kg

Single package dimensions: 570 x 460 x H80 mm





TECHNICAL DATA SHEET



COLLECTION: Ceiling installation shower heads

DESCRIPTION: Square 370x370 ceiling shower head, white outer frame, rain, chromotherapy with built-in control, led control included

QUANTITY OF NOZZLES	NOZZLES COLOUR	FLOW LIMITER
100	NEUTRAL	RAIN 15 L/MIN

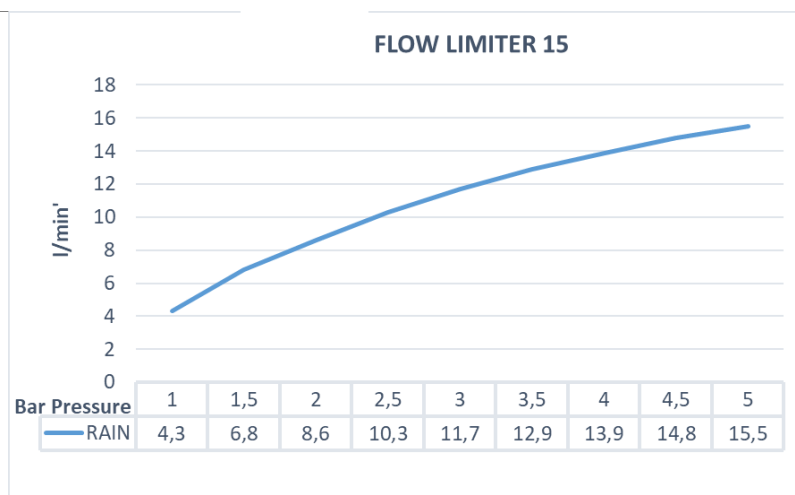
MAINTENANCE TIPS:
 FOLLOW THE ATTACHED INSTRUCTIONS

PRODUCT PACKAGING

- Brown box, supply hose kit with "1/2 M connections, chromotherapy kit with power supply and built-in control, protective film for installation, courtesy gloves.

WEIGHT SINGLE BOX: Kg

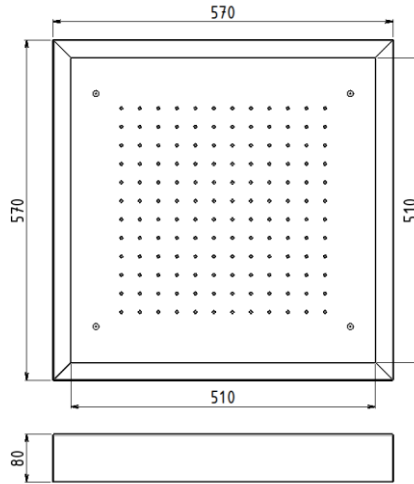
DIMENSIONS SINGLE BOX: 700X650XH120 mm






TECHNICAL DATA SHEET

TECHNICAL DRAWING



PHOTO



COLLECTION: Ceiling shower heads

DESCRIPTION: Square 570x570 ceiling shower head with rain, chromotherapy with built-in control, white external case, led control included

QUANTITY OF NOZZLES	NOZZLES COLOUR	FLOW LIMITER
144	NEUTRAL	RAIN 15 L/MIN

MAINTENANCE TIPS:
 FOLLOW THE ATTACHED INSTRUCTIONS

PRODUCT PACKAGING

- Brown box, supply hose kit with "1/2 M connections, chromotherapy kit with power supply and built-in control, protective film for installation, courtesy gloves.

WEIGHT SINGLE BOX: -- Kg

DIMENSIONS SINGLE BOX: 1080X685XH125 mm

